

## Viewing Courses on Mobile Devices

Courses that have the mobile-ready icons can be viewed on supported mobile devices through the Mobile Learning Engine. To access the login page on your mobile device, launch a browser and navigate to <http://m.appdev.com>.

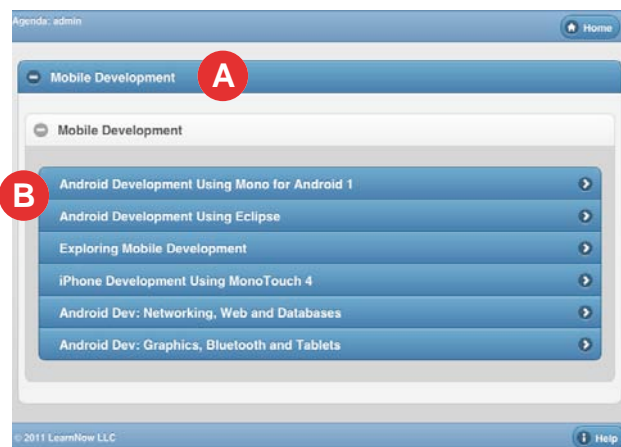
### Mobile Login Page

Enter the same login credentials used to access your main account into the appropriate fields.

*Please note that your password is case-sensitive and must be at least five characters in length.*



Mobile Login Page



Agenda Page

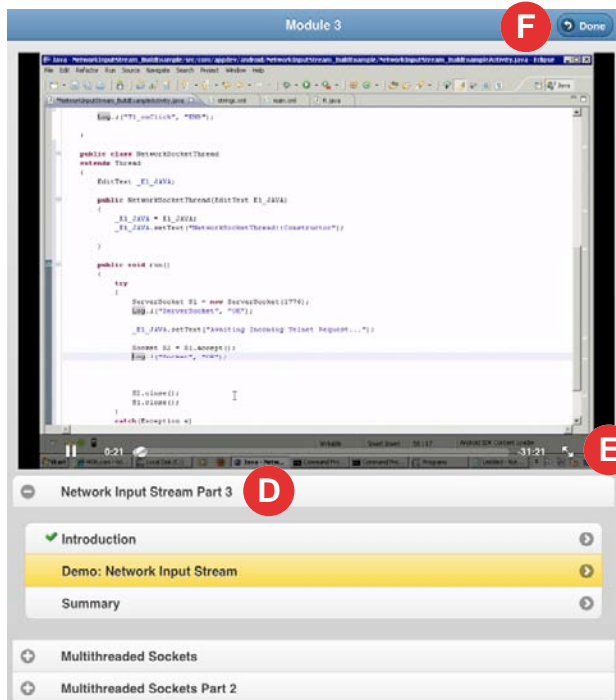
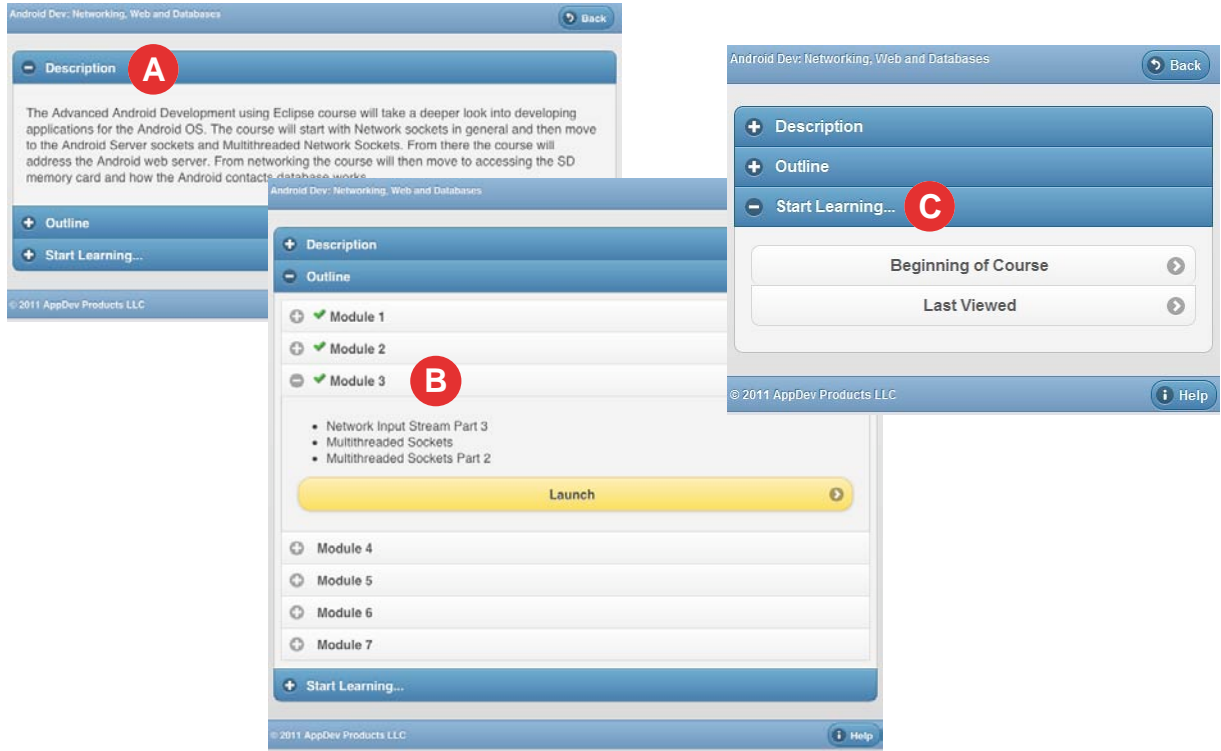
### Agenda Page

The Agenda Page contains the list of available libraries for your account. **A** Each library can be expanded to show the available courses grouped by topic. **B** If you do not see the course or library you are looking for log in to your AppDev account to see if the desired course is mobile-ready:

<http://enterprise.appdev.com>

## Course Page

On the Course Page, you can expand the course description and course outline to learn more about the course. **A** Within the outline, you can select any module to launch it. **B** If you would like to launch the course at the beginning, or at the last point viewed, select Start Learning. **C**



## Module Page

As you view the learning on the Module Page, you will see your progress on the topics and subtopics shown below the video player. **D** If you wish to jump directly to a specific topic or subtopic, simply select it. For the best viewing experience we suggest using your mobile device's video player in full screen mode, if available. **E** When you have finished your learning, select the Done button in the upper right corner to save your progress and post it back to your AppDev account. **F**